




2020

# Z125 PRO



-  METALLIC MATTE MYSTERIOUS GRAY
-  PEARL STORM GRAY
-  PEARL STARDUST WHITE



## POWER

Engine	4-stroke, 1 cylinder, SOHC, 2-valve, air-cooled
Displacement	125cc
Bore x Stroke	56.0 x 50.6mm
Compression Ratio	9.8:1
Maximum Torque	7.1 lb-ft @ 6,000 rpm
Fuel System	DFI® with 24mm throttle bodies
Ignition	TCBI with electronic advance
Transmission	4-speed, return shift
Final Drive	Sealed chain

## PERFORMANCE

Front Suspension / Wheel Travel	Telescopic fork/3.9 in
Rear Suspension / Wheel Travel	Swingarm, single shock/4.1 in

Front Tire	100/90-12
Rear Tire	120/70-12
Front Brakes	Single 200mm petal-style disc
Rear Brakes	Single 184mm petal-style disc

## DETAILS

Frame Type	Backbone
Rake/Trail	26.0° / 2.7 in
Overall Length	66.9 in
Overall Width	29.5 in
Overall Height	39.6 in
Ground Clearance	6.1 in
Seat Height	31.7 in
Curb Weight	224.8 lb*
Fuel Capacity	2.0 gal
Wheelbase	46.3 in
Color Choices	Metallic Matte Mysterious Gray, Pearl Storm Gray, Pearl Stardust White
Warranty	12 Month Limited Warranty

Scan with camera  
to view videos,  
key features  
and more.



\*Curb weight includes all necessary materials and fluids to operate correctly, full tank of fuel (more than 90 percent capacity) and tool kit (if supplied).  
KAWASAKI CARES: Read Owner's Manual and all on-product warnings. Always wear a helmet, eye protection and proper apparel. Never ride under the influence of drugs or alcohol. Adhere to the maintenance schedule in your Owner's Manual. ©2025 Kawasaki Motors Corp., U.S.A.  
Specifications subject to change. Visit [hawaii.kawasaki.com](http://hawaii.kawasaki.com) for full product details.