



2021

MULE PRO-FX™ EPS




-  TIMBERLINE GREEN
-  BRIGHT WHITE



POWER		Ground Clearance	
Engine	4-stroke, 3-cylinder, DOHC, liquid-cooled, gas	Fuel Capacity	10.4 in
Displacement	812cc	Turning Radius	7.9 gal
Maximum Torque	48.0 lb-ft @ 3500 rpm	Cargo Bed Dimensions (LxWxH)	16.0 ft
Bore x Stroke	2.83 x 2.62 in	Cargo Bed Load Capacity	54.1 x 53.3 x 11.0 in
Compression Ratio	9.5:1	Seating Capacity	1000 lb (600 lb for California models)
Fuel System	DFI® with 34mm throttle body	Lighting	1616 lb
Transmission	Continuously Variable Transmission (CVT) with (H,L,N,R)		3
Final Drive	Selectable 2WD/4WD, shaft. Dual mode rear differential with differential lock		2000 lb
Engine Braking	Yes		(2) Halogen headlights.
Alternator Output (max)	75 amp		
CAPABILITY		DETAILS	
Front Suspension / Wheel Travel	Double wishbone/8.7 in	Overall Length	133.3 in
Rear Suspension / Wheel Travel	Double wishbone/8.5 (L) /8.7 (R) in	Overall Width	64.0 in
Front Tires	26x9.00-12, radial	Overall Height	77.4 in
Rear Tires	26x11.00-12, radial	Curb Weight	1830.2 lb*
Steering	Electric Power Steering (EPS), Tilt steering	Wheelbase	92.3 in
Park Brake Type	Independent, Mechanical Disc	Instruments	Multi-function display includes digital speedometer, fuel gauge, odometer, hour meter, clock, dual trip meters, 2WD/4WD indicator, water temperature warning indicator, oil pressure warning indicator, fuel injection warning indicator, CVT and EPS warning indicators, neutral, reverse and parking indicators, seatbelt reminder lamps
Front Brakes	Dual Disc, 2 piston caliper	Color Choices	Timberline Green, Bright White
Rear Brakes	Dual Disc, 1 piston caliper	Warranty	Kawasaki 3-Year Limited Warranty

Scan with camera to view videos, key features and more.



\*Curb weight includes all necessary materials and fluids to operate correctly, full tank of fuel (more than 90 percent capacity) and tool kit (if supplied). KAWASAKI CARES: Read Owner's Manual and all on-product warnings. Always wear protective gear appropriate for the use of this vehicle. Never operate under the influence of drugs or alcohol. Protect the environment. The Kawasaki MULE™ side x side is an off-highway vehicle only, and is not designed, equipped or manufactured for use on public streets, roads or highways. Obey the laws and regulations that control the use of your vehicle. ©2025 Kawasaki Motors Corp., U.S.A. Specifications subject to change. Visit [hawaii.kawasaki.com](http://hawaii.kawasaki.com) for full product details.