



2021

MULE PRO-FXT™ EPS




-  BRIGHT WHITE
-  TIMBERLINE GREEN



POWER		Ground Clearance	
Engine	4-stroke, 3-cylinder, DOHC, liquid-cooled, gas	Fuel Capacity	10.2 in
Displacement	812cc	Turning Radius	7.9 gal
Maximum Torque	48.0 lb-ft @ 3500 rpm	Cargo Bed Dimensions (LxWxH)	16.0 ft
Bore x Stroke	2.83 x 2.62 in	Cargo Bed Load Capacity	42.7 x 53.7 x 11.0 in (3-person)22.0 x 53.7 x 11.0 in (6-person)
Compression Ratio	9.5:1	Payload Capacity	1000 lb (3-person)350 lb (6-person)(600 lb for California models)
Fuel System	DFI® with 34mm throttle body	Seating Capacity	1616 lb
Transmission	Continuously Variable Transmission (CVT) with (H,L,N,R)	Towing Capacity	3-person (1 row), 6 person (2 row)
Final Drive	Selectable 2WD/4WD, shaft. Dual mode rear differential with differential lock	Lighting	2000 lb
Engine Braking	Yes	DETAILS	
Alternator Output (max)	75 amp	Overall Length	133.3 in
CAPABILITY		Overall Width	64.0 in
Front Suspension / Wheel Travel	Double wishbone/8.7 in	Overall Height	77.6 in
Rear Suspension / Wheel Travel	Double wishbone/8.5 (L) /8.7 (R) in	Curb Weight	1911.7 lb*
Front Tires	26x9.00-12, radial	Wheelbase	92.3 in
Rear Tires	26x11.00-12, radial	Instruments	Multi-function display includes digital speedometer, fuel gauge, odometer, hour meter, clock, dual trip meters, 2WD/4WD indicator, water temperature warning indicator, oil pressure warning indicator, fuel injection warning indicator, CVT and EPS warning indicators, neutral, reverse and parking indicators, seatbelt reminder lamps
Steering	Electric Power Steering (EPS), Tilt steering	Wheel Type	Steel
Park Brake Type	Independent, Mechanical Disc	Color Choices	Timberline Green, Bright White
Front Brakes	Dual Disc, 2 piston caliper	Warranty	Kawasaki 3-Year Limited Warranty
Rear Brakes	Dual Disc, 1 piston caliper		

Scan with camera to view videos, key features and more.



*Curb weight includes all necessary materials and fluids to operate correctly, full tank of fuel (more than 90 percent capacity) and tool kit (if supplied). KAWASAKI CARES: Read Owner's Manual and all on-product warnings. Always wear protective gear appropriate for the use of this vehicle. Never operate under the influence of drugs or alcohol. Protect the environment. The Kawasaki MULE™ side x side is an off-highway vehicle only, and is not designed, equipped or manufactured for use on public streets, roads or highways. Obey the laws and regulations that control the use of your vehicle. ©2024 Kawasaki Motors Corp., U.S.A. Specifications subject to change. Visit hawaii.kawasaki.com for full product details.